

# LES ACROBATES N°322

de Gras

## FICHE TECHNIQUE TECHNICAL SHEET

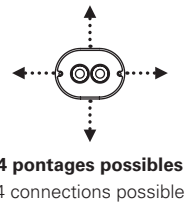


SUSPENSION

PENDANT LAMP

<b>Matériaux</b> Material	<b>Fonte d'acier noir satin</b> Black satin steel cast
<b>Poids</b> Weight	<b>1 kg</b>
<b>Embase</b> Base	<b>120 x 90 mm</b>
<b>Réflecteurs conseillés</b> Recommended shades	<b>L / XL / GB Ø 175 / GB Ø 250</b>
<b>Emballage</b> Packaging	<b>230 x 230 x 160 mm</b>
<b>IP</b> IP	<b>20</b>

<b>Tension</b> Voltage	<b>220/240V</b>
<b>Classe</b> Class	<b>1</b>
<b>Watt</b> Watt	<b>23 W</b>
<b>Type d'ampoule</b> Bulb type	<b>E27 LED</b>
<b>Lumens</b> Lumens output	<b>408,45 lm (valeur indicative)</b> 408,45 lm (indicative data)
<b>Driver</b> Driver	<b>NA</b>
<b>Câble</b> Wire	<b>Tissu, longueur : 3 m ou 5 m</b> Fabric, length : 3 m ou 5 m
<b>Interrupteur</b> Switch	<b>NA</b>
<b>Fiches</b> Plug	<b>NA</b>



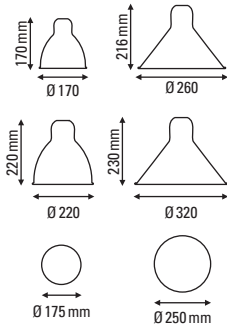
### CORPS BODY



Black

BL

### RÉFLECTEURS SHADES



### COULEURS DES RÉFLECTEURS SHADES COLORS



Black

BL



Red

RED



Yellow

YELLOW



Blue

BLUE



Brass  
(L shade only)

BRASS



Copper  
(L shade only)

COP



Black Copper  
(L shade only)

BL-COP



White Copper  
(L shade only)

WH-COP



Copper White  
(L shade only)

COP-WH



Raw Copper  
COP-RAW



Raw Copper White  
COP-RAW-WH

# LAMPE GRAS (L)

de Bernard-Albin Gras

## FICHE TECHNIQUE TECHNICAL SHEET

DONNÉES PHOTOMÉTRIQUES PHOTOMETRIC DATA

**Flux** **536,21 lm**  
(valeur indicative)  
(indicative data)

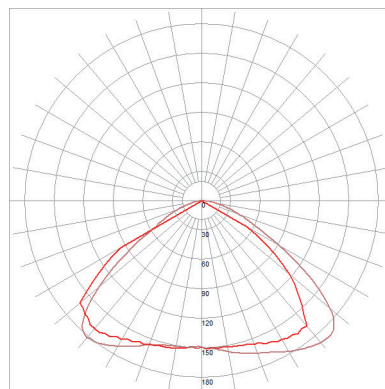
**Tc** **NA**

**CRI** **NA**

**Ampoule testée** **E27**  
Tested lamp **Led filament**  
**7 W**  
**806 lumens**  
**2700 K**



**LARGE**  
**ROUND SHADE**



**Flux** **640,77 lm**  
(valeur indicative)  
(indicative data)

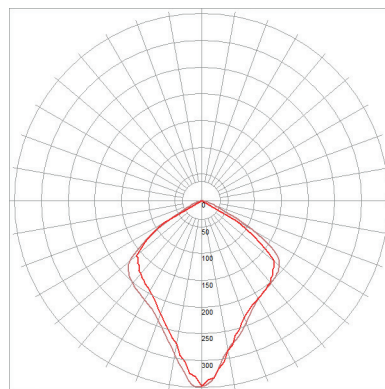
**Tc** **NA**

**CRI** **NA**

**Ampoule testée** **E27**  
Tested lamp **Led filament**  
**7 W**  
**806 lumens**  
**2700 K**



**LARGE**  
**CONIC SHADE**



**Flux** **416,28 lm**  
(valeur indicative)  
(indicative data)

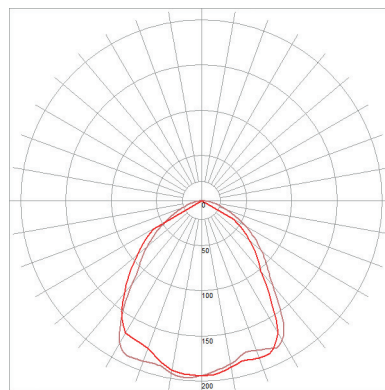
**Tc** **NA**

**CRI** **NA**

**Ampoule testée** **E27**  
Tested lamp **Led filament**  
**7 W**  
**806 lumens**  
**2700 K**



**LARGE**  
**OCCULIST SHADE**



# LAMPE GRAS (XL)

de Bernard-Albin Gras

## FICHE TECHNIQUE TECHNICAL SHEET

DONNÉES PHOTOMÉTRIQUES PHOTOMETRIC DATA

**Flux** **408,45 lm**  
(valeur indicative)  
(indicative data)

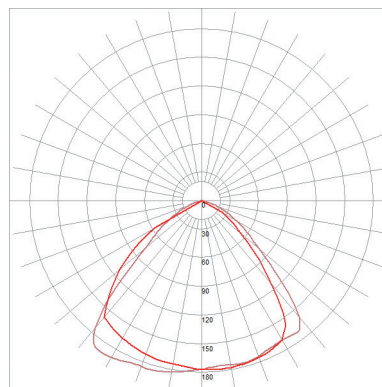
**Tc** **NA**

**CRI** **NA**

**Ampoule testée** **E27**  
Tested lamp **Led filament**  
**7 W**  
**806 lumens**  
**2700 K**



**XL**  
**ROUND SHADE**



**Flux** **528,54 lm**  
(valeur indicative)  
(indicative data)

**Tc** **NA**

**CRI** **NA**

**Ampoule testée** **E27**  
Tested lamp **Led filament**  
**7 W**  
**806 lumens**  
**2700 K**



**XL**  
**CONIC SHADE**

