

Connect Soft Modular Sofa Modules

“The Connect Soft Modular Sofa is a seating system, rooted in the idea of uncovering the perfect proportional connections between the different components within a sofa. Designed with a deep, low seat, loose upholstery and an inherently soft filling, the Connect Soft Modular Sofa is at once elegant and contemporary—a sentiment that is echoed through its small feet underneath for a hovering expression while its box stitching infuse it with a modern touch.”



— Anderssen & Voll

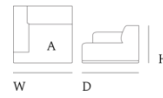
Designed by	Anderssen & Voll / 2021
About the designer	Anderssen & Voll are two thirds of the former Norway Says and among the most prominent and successful Norwegian designers. They have formerly been named both Norwegian and Scandinavian Designers of the Year in Norway and have received international awards and recognition for their work with furniture, lighting, and home accessories.
Environment	Indoor
Country of Production	Lithuania
Preassembled	Yes - but assembling of configuration is needed.
Description	The Connect Soft Modular Sofa brings together elegant and geometric proportions with a deeply inviting comfort. With its minutely-shaped forms, characterful corners and inherently soft seat, the Connect Soft Modular Sofa acts as the heart of any space while its modularity allows for its user to tailor the design to their exact taste and space.
Material	Seat and back frame made in FSC™-certified (FSC-C028824) wood. Back frame is covered with cold-foam filling and wadding. Seat is made with Nozag springs, felt, cold-foam and wadding. The module is upholstered in high quality textiles with a thin lining of cotton wadding underneath. Modules are kept together with connecting metal brackets.
Cleaning & Care	Remove non-greasy stains by carefully dabbing with a lint-free cloth or sponge wrung out in clean warm water. If necessary, clean by dabbing with soapy water. Finally, dab the surface with clean water. See kvadrat.dk or nevotex.com for further cleaning and maintenance instructions for your chosen textile. See kvadrat.dk, nevotex.com, Rossini Della Quercia or knoll.com for further cleaning and maintenance instructions for your chosen textile.

Connect Soft Modular Sofa Modules

Dimensions

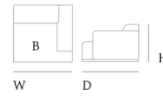
Left Armrest (A)

Height: 69 cm / 27.17"
 Width: 104,4 cm / 41.14"
 Depth: 99 cm / 38.98"
 Seat Height: 40 cm / 15.75"
 Seat Depth: 66 cm / 25.98"
 Armrest Height: 55,5 cm / 21.85"



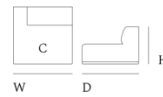
Right Armrest (B)

Height: 69 cm / 27.17"
 Width: 104,5 cm / 41.14"
 Depth: 99 cm / 36.42"
 Seat Height: 40 cm / 15.75"
 Seat Depth: 66 cm / 25.98"
 Armrest Height: 55,5 cm / 21.85"



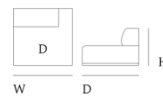
Left Open-Ended (C)

Height: 69 cm / 27.17"
 Width: 104,5 cm / 41.14"
 Depth: 99 cm / 38.98"
 Seat Height: 40 cm / 15.75"
 Seat Depth: 66 cm / 25.98"



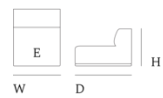
Right Open-Ended (D)

Height: 69 cm / 27.17"
 Width: 104,5 cm / 41.14"
 Depth: 99 cm / 38.98"
 Seat Height: 40 cm / 15.75"
 Seat Depth: 66 cm / 25.98"



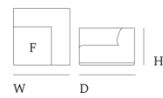
Center (E)

Height: 69 cm / 27.17"
 Width: 83 cm / 32.68"
 Depth: 99 cm / 38.98"
 Seat Height: 40 cm / 15.75"
 Seat Depth: 66 cm / 25.98"



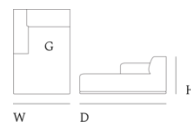
Corner (F)

Height: 69 cm / 27.17"
 Width: 99 cm / 38.98"
 Depth: 99 cm / 38.98"
 Seat Height: 40 cm / 15.75"
 Seat Depth: 66 cm / 25.98"



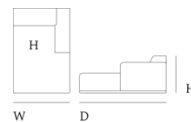
Left Armrest Chaise Longue (G)

Height: 69 cm / 27.17"
 Width: 104,5 cm / 41.14"
 Depth: 142,5 cm / 60.04"
 Seat Height: 40 cm / 15.75"
 Seat Depth: 125 cm / 49.21"
 Armrest Height: 55,5 cm / 21.85"



Right Armrest Chaise Longue (H)

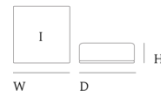
Height: 69 cm / 27.17"
 Width: 104,5 cm / 41.14"
 Depth: 152 cm / 60.04"
 Seat Height: 40 cm / 15.75"
 Seat Depth: 125 cm / 49.21"
 Armrest Height: 55,5 cm / 21.85"



Connect Soft Modular Sofa Modules

Ottoman (I)

Height:	40 cm / 15.75"
Width:	99 cm / 38.98"
Depth:	99 cm / 38.98"
Seat Height:	40 cm / 15.75"
Seat Depth:	99 cm / 38.98"



Ready-to-ship

Re-wool 128
Clay 12



Made-to-order

This product can be upholstered in the following textiles: Balder, Canvas, Clara, Clay, Divina, Divina MD, Divina Melange, Ecriture, Fiord, Hallingdal, Ocean, Planum, Remix, Re-wool, Rime, Sabi, Steelcut, Steelcut Trio, Twill Weave, Vancouver, Vidar

Upholstery consumption for customers' own material

A + B: Textile upholstery: 4,1 m / 4.5 yds
C + D: Textile upholstery: 3,6 m / 4.0 yds
E: Textile upholstery: 3,2 m / 3.6 yds
F: Textile upholstery: 4,2 m / 4.6 yds
G + H: Textile upholstery: 5,0 m / 5.5 yds
I: Textile upholstery: 3,3 m / 3.7 yds

Tests, Labels & Certifications

Eco-Labels & Certificates	Forest Stewardship Council™ (FSC-C028824) VOC — Bifma X 7.1 VOC — CDPH 01350
Safety & Regulations	EAC Certificate Technical Bulletin (TB)
Strength, Durability & Stability	BIFMA X5.4 — Lounge & Public Seating EN 1022 Furniture EN 16139-L2 Furniture

EU/US versions upholstered with a large selection of Kvadrat textiles are tested to VOC CDPH 01350 and VOC Bifma X7.1.: Balder, Canvas, Clara, Clay, Divina, Divina MD, Divina Mélange, Fiord, Hallingdal, Hero, Remix, Re-wool, Rime, Steelcut, Steelcut Trio, Still, Vidar, Twill weave, Refine Leather and Easy leather. Seat and back frame made in FSC™-certified (FSC-C028824) wood.

Connect Soft Modular Sofa Modules

Explore Assets

[DOWNLOADSITE](#)

Create your own

[PRODUCT PLANNER](#)

CONNECT SOFT MODULAR SOFA—ORDER GUIDE

The Connect Soft Modular Sofa brings together elegantly slender proportions with a deeply inviting and ultra-soft comfort. Being as the heart of any space, its modularity allows for its user to tailor the design to their exact taste and space.

Choose between 9 predesigned configurations or create your own choosing from 9 seating modules and optional cushions, following the guidelines below.

Visit planner.muuto.com to create your own configuration online.

Create your own Connect Soft Configuration

1. SEATING MODULES

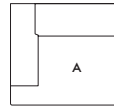
Select your desired seating modules.

Add the item numbers of the desired textile separately to your order.

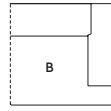
Note

You can only connect seating modules with pre-mounted linking brackets on the sides, illustrated here with dotted lines. Pouf Module I can either be connected to other modules with pre-mounted linking brackets or be used as a freestanding module.

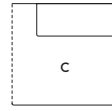
END MODULES



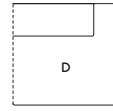
W 104,5 cm / 41.14"
SW 75,5 cm / 29.72"



W 104,5 cm / 41.14"
SW 75,5 cm / 29.72"



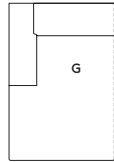
W 104,5 cm / 41.14"



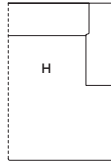
W 104,5 cm / 41.14"

D 99 cm / 38.98"
SD 66 cm / 25.98"
SH 40 cm / 15.75"

END & LOUNGE MODULES



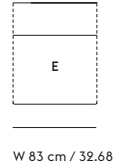
W 104,5 cm / 41.14"
SW 75,5 cm / 29.72"



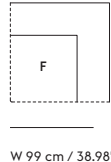
W 104,5 cm / 41.14"
SW 75,5 cm / 29.72"

D 154 cm / 60.83"
SD 185 cm / 49.21"
SH 40 cm / 15.75"

CENTER & CORNER MODULES




W 83 cm / 32.68"



W 99 cm / 38.98"
SW 66 cm / 25.98"

D 99 cm / 38.98"
SD 66 cm / 25.98"
SH 40 cm / 15.75"

FREESTANDING MODULES

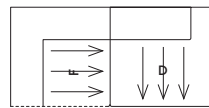
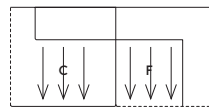


W 99 cm / 38.98"

D 99 cm / 38.98"
SD 66 cm / 25.98"
SH 40 cm / 15.75"

Textile direction

Corner Module F is designed to be used as corner. If used as End Module with armrest, the textile direction can differ. Modules connected on the left side of Corner Module F will have the same textile direction. The textile direction of modules connected on the right side will run into the opposite direction.



2. CUSHIONS

Specify optional cushions in the desired textile for added comfort and a lounging expression.



64 cm / 25.20"



11 cm / 4.33"



26 cm / 10.24"

General note

The total dimensions of the configurations are indicative and can vary due to the inherent softness of the design and depending on how close the modules are placed as well as how many modules that are combined.

COMBINE YOUR SOFA FROM 9 DIFFERENT MODULES

OVERVIEW

END MODULES



W 104,5 cm / 41.14"
SW 75,5 cm / 29.72"



W 104,5 cm / 41.14"
SW 75,5 cm / 29.72"



W 104,5 cm / 41.14"



W 104,5 cm / 41.14"

D 99 cm / 38.98"
SD 66 cm / 25.98"
SH 40 cm / 15.75"

END & LOUNGE MODULES



W 104,5 cm / 41.14"
SW 75,5 cm / 29.72"



W 104,5 cm / 41.14"
SW 75,5 cm / 29.72"

D 154,5 cm / 60.83"
SD 125 cm / 49.21"
SH 40 cm / 15.75"

CENTER & CORNER MODULES



W 83 cm / 32.68"



W 99 cm / 38.98"
SW 66 cm / 25.98"

D 99 cm / 38.98"
SD 66 cm / 25.98"
SH 40 cm / 15.75"

FREESTANDING MODULES



W 99 cm / 38.98"

D 99 cm / 38.98"
SD 66 cm / 25.98"
SH 40 cm / 15.75"

CUSHION



W 64 cm / 25.2"
H 26 cm / 10.24"



D 11 cm / 4.33"


INSPIRATION

Choose from 9 pre-designed configurations or create your own Connect Soft Modular Sofa on planner.muuto.com

Please note that the total dimensions of the pre-defined configurations are indicative and can vary due to the inherent softness of the design, depending on how close you place the modules as well as how many modules you combine.


2-Seater Configuration 1

W 207 cm / 81.5"



2-Seater Configuration 2

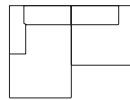
W 207 cm / 81.5"



D 99 cm / 38.98"
SD 66 cm / 25.98"
SH 40 cm / 15.75"

2-Seater Configuration 3


W 207 cm / 81.5"



D 154,5 cm / 60.83"
SD 125 cm / 49.21"
SH 40 cm / 15.75"

3-Seater Configuration 1

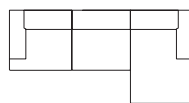
W 288 cm / 113.39"



D 99 cm / 38.98"
SD 66 cm / 25.98"
SH 40 cm / 15.75"

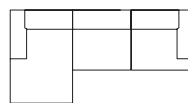
3-Seater Configuration 2

W 288 cm / 113.39"



3-Seater Configuration 3

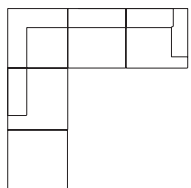
W 288 cm / 113.39"



D 154,5 cm / 60.83"
SD 125 cm / 49.21"
SH 40 cm / 15.75"

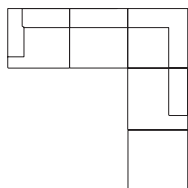
Corner Configuration 1

W 282,5 cm / 111.22"



Corner Configuration 2

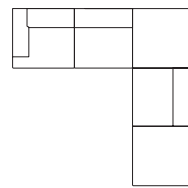
W 282,5 cm / 111.22"



D 298,5 cm / 117.52"
SD 66 cm / 25.98"
SH 40 cm / 15.75"

Corner Configuration 3

W 282,5 cm / 111.22"



D 277 cm / 109.05"
SD 66 cm / 25.98"
SH 40 cm / 15.75"