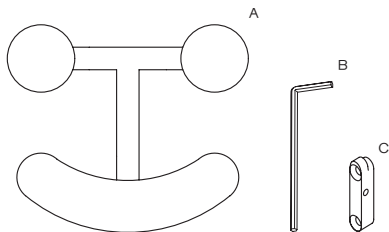


HAPPY HOOK

DESIGNED BY JAIME HAYON

FRITZ HANSEN

INSTALLATION MANUAL



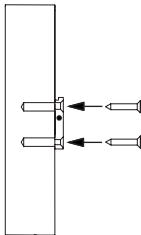
- A: 1 x Happy Hook
- B: 1 x Allen key
- C: 1 x Wall bracket

Mount the wall bracket on the wall in desired height with two screws fitting the wall. Make sure that the bracket is straight.

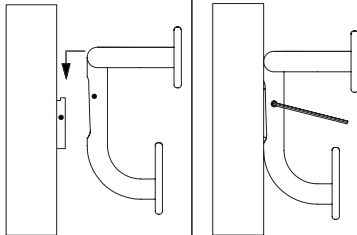
Place the Happy Hook on the bracket and pull gently downwards. Insert the allen key in the hole and tighten.



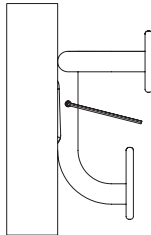
1



2



3



4