



WENDELBO

EDGE V. 1

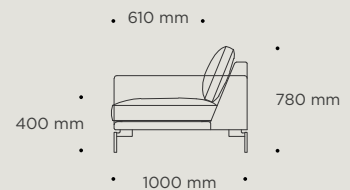
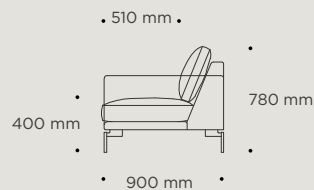
DESIGN BY

LARS WENDELBO



TECHNICAL SPECIFICATIONS

Edge is available in two depths 90 cm & 100 cm



STRUCTURE INTERIOR

Frame made of solid wood and MDF with nozag spring system.

STRUCTURE PADDING

High resilient, variable density polyurethane foam.

SEAT CUSHION

High resilient, polyurethane seat cushion with a wrap of down/feather & ball fibers in a downproof cambric divided into channels.

BACK

Down/feathers & ball fibers in a downproof cambric divided into channels.

COVER

Loose.

LEGS

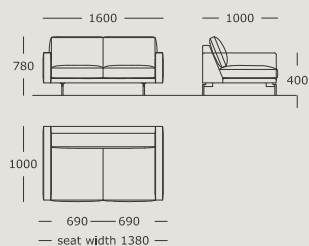
Brushed stainless steel/black powder coated.

MAINTENANCE

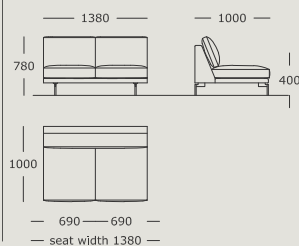
We recommend shaking and fluffing-up the cushions regularly to maintain the shape. This should be done after removing the cushions from the structure for improved air circulation. For maintenance of fabric and leather, please contact your retailer.

EDGE V. 1

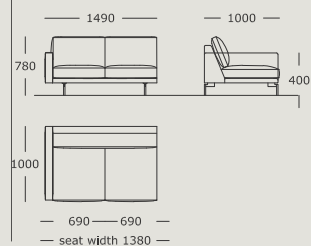
Module 1
2 seater, small



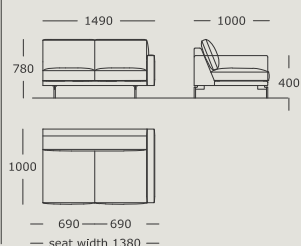
Module 2
2 seater, small, center



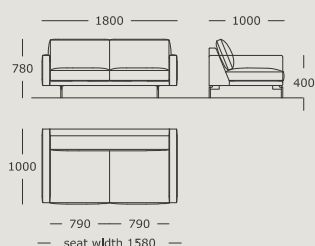
Module 3
2 seater, small, left arm



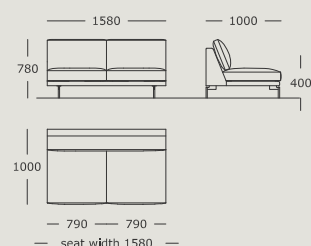
Module 4
2 seater, small, right arm



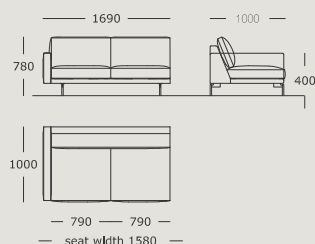
Module 5
2 seater, large



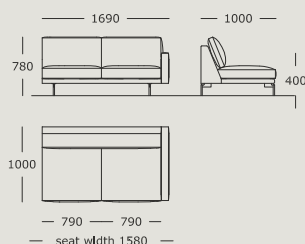
Module 6
2 seater, large, center



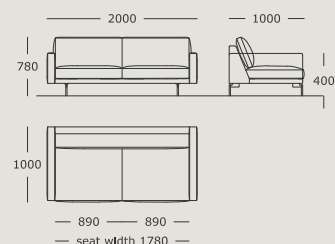
Module 7
2 seater, large, left arm



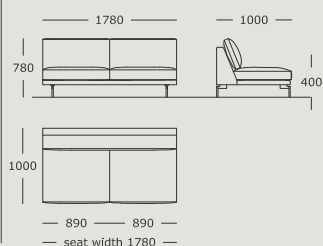
Module 8
2 seater, large, right arm



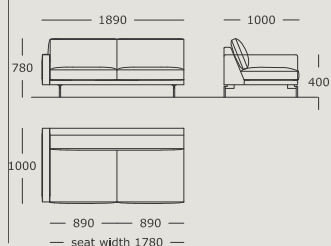
Module 9
2 seater, medium



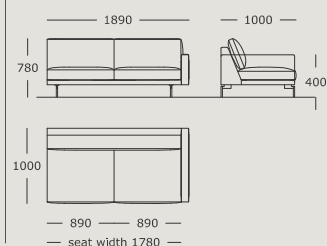
Module 10
2 seater, medium, center



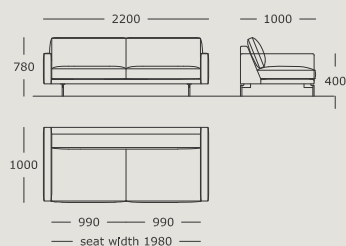
Module 11
2 seater, medium, left arm



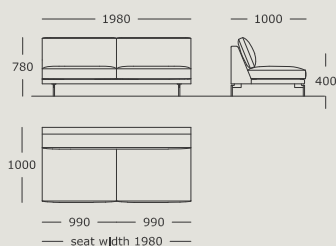
Module 12
2 seater, medium, right arm



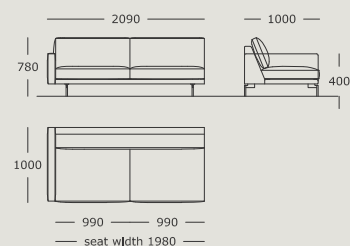
Module 13
2.5 seater, large



Module 14
2.5 seater, center

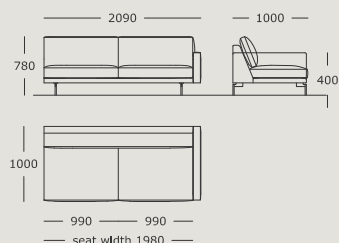


Module 15
2.5 seater, large, left arm

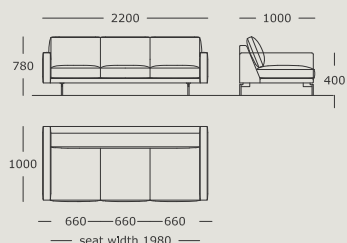


EDGE V. 1

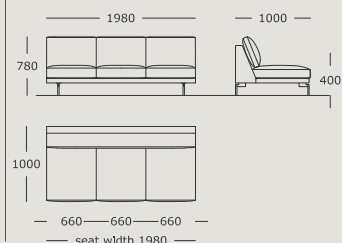
Module 16
2.5 seater, large, right arm



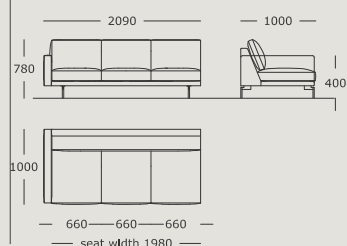
Module 17
2.5 seater, large



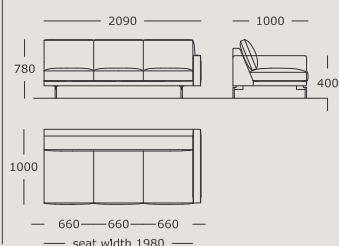
Module 18
2.5 seater, large, center



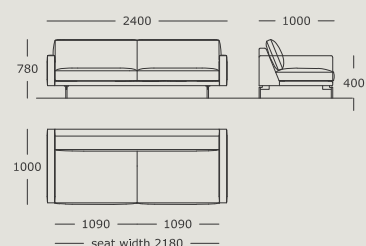
Module 19
2.5 seater, large, left arm



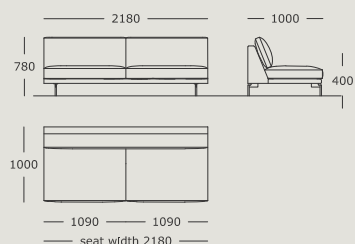
Module 20
2.5 seater, large, right arm



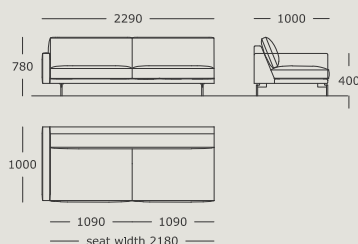
Module 21
3 seater



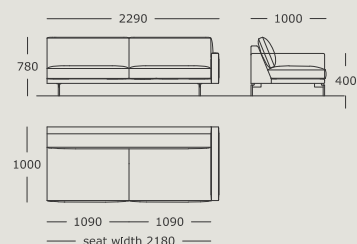
Module 22
3 seater, center



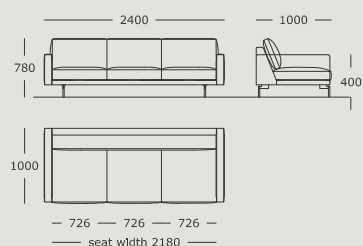
Module 23
3 seater, left arm



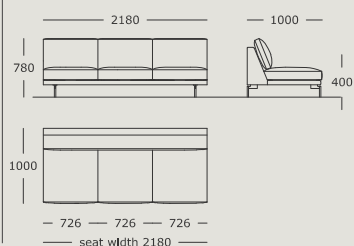
Module 24
3 seater, right arm



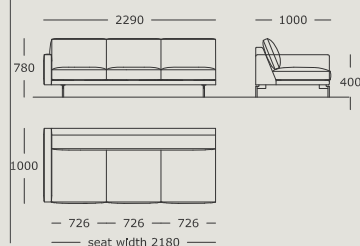
Module 25
3 seater



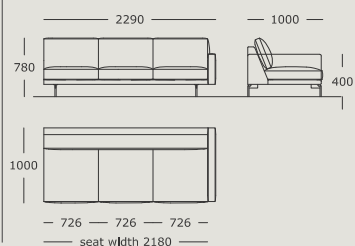
Module 26
3 seater, center



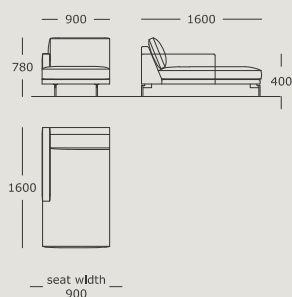
Module 27
3 seater, left arm



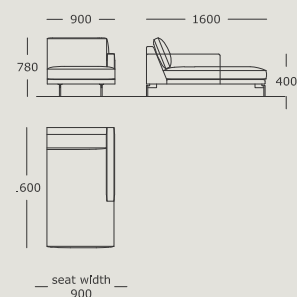
Module 28
3 seater, right arm



Module 29
Chaise long, left arm

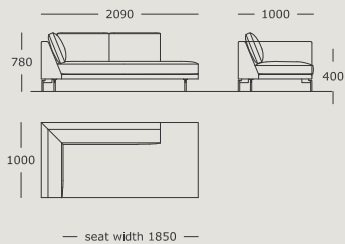


Module 30
Chaise long, right arm

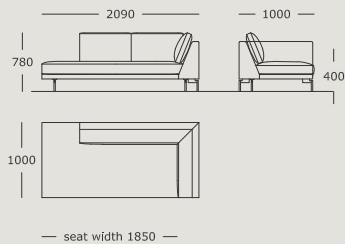


EDGE V. 1

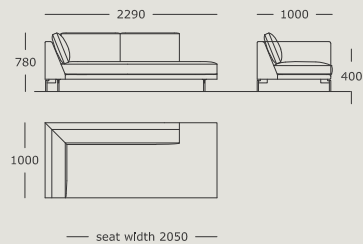
Module 31
End terminal, medium - right



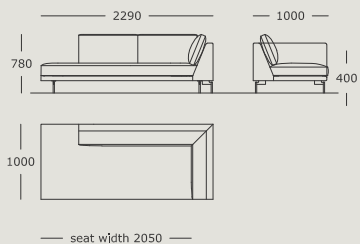
Module 32
End terminal, medium - left



Module 33
End terminal, large - right

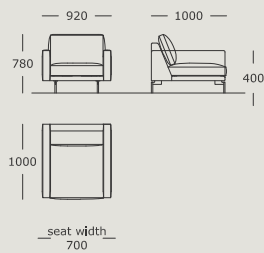
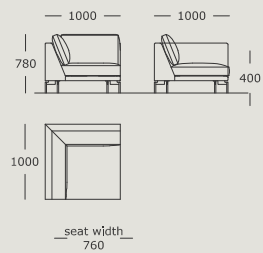


Module 34
End terminal, large - left

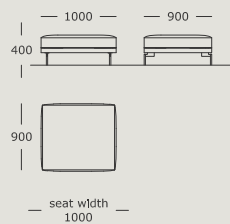


Module 35

Chair

Module 36
Corner

Module 37
Stool, large



Module 38
Stool, medium

